









Steering & Suspension Front Mazda 121 SERIE							
Model	Type	Position		Year	Oe Ref	Art No	
(DB)	Tie rod end	L&R	Front Outer	1990-96 1989-94	8AB2-32-280 B455-32-280	61240028	
(JASM, JBSM)	Stabilizer link Length 238mm	L&R	Front axle	1996	1E01-34-170A 1E01-34-170 1E00-34-170	61240120	
(JASM, JBSM)	Stabilizer link	L&R	Rear axle	1996	EA01-34-170D	61240130	
(JASM, JBSM)	Control arm Cone 16,5mm	Left	Front Lower	1996	1E00 34 350A	61130021	
(JASM, JBSM)	Control arm Cone 16,5mm	Right	Front Lower	1996	1E00 34 300A	61130022	
ZQ	Control arm 16,5mm cone	Left	Front lower	1996-	98FB 3051 CD 1 330 239	61130031	
ZQ	Control arm 16,5mm cone	Right	Front lower	1996-	98FB 3051 CC 1E01 34 300E 1E01 34 300D 1E01 34 300B	61130032	
ZQ	Stabilizer link	L&R	Front	1996-	96FB-3B-438AB	61130000	





Steering & Suspension Front Mazda 3 & 5 SERIE							
Model	Type	Position		Year	Oe Ref	Art No	
3 (BK) 5 (CR19)	Track control arm	Left	Front Lower	2003-06 2005, 2010 09.2010	B32H-34-350D B32H34350A B32H-34-350A	61244350	
5 (CW) 3 (BK) 5 (CR19) 5 (CW)	Track control arm	Right	Front Lower	2003-06 2005, 2010 09.2010	B32H-34-300D B32H34300A B32H-34-300A	61244300	
Steering & Suspension Rear Mazda 3 & 5 SERIE							
3 (BK) 5 (CR19)	Control arm	L&R Rear Upper		2004-09	31277305 31212503 8671921	65432503	
3 (BK) 5 (CR19)	Adjustable control arm	L&R Rear Upper		2004-09	31277305 31212503 8671921	65437305	
3 (BK) 5 (CR19)	Silent block		Rear	2004-09	C2Y6-28-460	65436331	
3 (BK) 5 (CR19)	Silent block Heavy duty version		Rear	2004-09	C2Y6-28-460	65436331HD	
3 (BK) 3 (BK)	Support arm Support arm	Left Right	Rear Rear	2004-09 2004-09	BP4K-28-250K BP4K-28-200K	65248250 65248200	

Steering & Suspension Front Mazda E2000 SERIE							
Model	Type	Position		Year	Oe Ref	Art No	
(SR2)	Ball joint	L&R	Front Lower	1985-03	S083-99-356	61240008	
(SR2)	Tie rod end	L&R	Front	1985-03	S083-99-324	61240056	
Steering & Suspension Front Mazda E2200 SERIE							
(SR2)	Ball joint Cone 17,8mm	L&R	Front Upper	1984-03	S083-99-354	61240006	
Steering & Suspension Front Mazda 323 SERIE							
(BA)	Control arm	Left	Front Lower	1994-98	B01A-34-350E B02B-34-350E BE7B-34-350 BE7B-34-350A	61240035	
(BA)	Control arm	Right	Front Lower	1994-98	B01A-34-300E BE7B-34-300 BE7B34300A BE7B-34-300A	61240036	
(BA)	Ball Joint	L&R	Front	1994-98	B01A-34-550 B01A-34-550 A BTDA-34-550	61240034	
(BA)	Stabilizer link	Left	Front	1994-98	GA2A-34-170 GA2A-34-170 A	61240011	
(BA)	Stabilizer link	Right	Front	1994-98	GA2A-34-150 A GA2A-34-150	61240012	
(BA)	Tie rod end	L&R	Front Outer	1994-98	8AB2-32-280 B455-32-280	61240028	
Steering & Suspension Rear Mazda 323 SERIE							
(BA)	Stabilizer link	L&R	Rear	1994-98	BC1D-28-170A BC1D-28-170	65240030	

Steering & Suspension Front Mazda 323 SERIE							
Model	Type	Position		Year	Oe Ref	Art No	
(BJ)	Control arm	Left	Front	1998-04	B25D-34-350B	61240037	
(BJ)	Control arm	Right	Front	1998-04	B25D34350D B25D-34-300B B25D 34 300 D	61240038	
(BJ)	Control arm	Left	Front Lower	1998-04 1983-87	KA39-34-350A C145-34-300A	61240053	
(BJ)	Control arm	Right	Front Lower	1998-04	KA39-34-300A	61240054	
(BJ)	Stabilizer link 265mm	L&R	Front	1998-04	LC62-34-170 LC62-34-170B LC62-34-170A	61240090	
(BJ)	Stabilizer link 190mm	L&R	Front	1998-04	B26R-34-170	61240070	
Steering & Suspension Rear Mazda 323 SERIE							
(BJ)	Stabilizer link	L&R	Rear	1998-04	B26R-28-170	65240080	
(BJ)	Stabilizer link	L&R	Rear	1998-04	B30H-28-170B	61243033	
Steering & Suspension Front Mazda 323 SERIE							
(BD)	Control arm	Left	Front	1980-86	B001-34-360C	61240017	
(BD)	Control arm	Right	Front Lower	1980-86	B001-34-310C	61240018	
(BW)	Control arm	Left	Front	1986-93	B092-34-360A	61240013	
(BW)	Control arm	Right	Front	1986-93	B092-34-310A	61240014	
(BD) (BW)	Stabilizer link	L&R	Front	1980-85 1986-89	B029-34-159	61240020	
Steering & Suspension Rear Mazda 323 SERIE							
(BW)	Track control arm	Left	Rear	1986-89	B092-28-550B	65240015	
(BW)	Track control arm	Right	Rear	1986-89	B092-28-500B	65240016	

Steering & Suspension Front Mazda 323 SERIE							
Model	Type	Position		Year	Oe Ref	Art No	
(BF)	Ball Joint	L&R	Front	1987-89	B01A-34-550 B01A-34-550 A BTDA-34-550	61240034	
(BF)	Stabilizer link	L&R	Front	1985-91	B029-34-159	61240020	
(BF)	Control arm	Left	Front	1985-91	B092-34-360A	61240013	
(BF)	Control arm	Right	Front	1985-91	B092-34-310A	61240014	
Steering & Suspension Rear Mazda 323 SERIE							
(BF)	Track control arm	Left	Rear	1985-90	B092-28-550B	65240015	
(BF)	Track control arm	Right	Rear	1985-90	B092-28-500B	65240016	
Steering & Suspension Front Mazda 323 SERIE							
(BG)	Track control arm	Left	Front Lower	1989-94	B455-34-350E	61240023	
(BG)	Track control arm	Right	Front Lower	1989-94	B455-34-300E	61240024	
(BG)	Ball Joint	L&R	Front	1989-94	B01A-34-550 B01A-34-550 A BTDA-34-550	61240034	
(BG)	Ball joint	L&R	Front Outer	1989-94	B455-34-550 E016 34 550	61240026	
(BG)	Stabilizer link 190mm	L&R	Front	1989-94	B26R-34-170	61240070	
(BG)	Stabilizer link	L&R	Front	1989-94	B029-34-159	61240020	
(BG)	Tie rod end	L&R	Front Outer	1989-94	8AB2-32-280 B455-32-280	61240028	



Steering & Suspension Front Mazda 626 (GC) (GV) (GD) SERIE

Model	Type	Position		Year	Oe Ref	Art No	
(GC) (GD) (GV) (GC) (GD) (GV)	Control arm	Left	Front Lower	1983-87 1987-92 1988-92	KA39-34-350A C145-34-300A	61240053	
	Control arm	Right	Front Lower	1983-87 1987-92 1988-92	KA39-34-300A	61240054	
(GC)	Stabilizer link	L&R	Front	1983-87	GJ21-34-158	61240050	
(GC) (GD) (GV)	Ball Joint	L&R	Front Outer	1983-87 1987-92 1987-96	G030-99-356 GA6B-99-356 A M001-99-356 A GA6A-99-356	61240044	
(GC) (GD) (GV)	Tie rod end	L&R	Front	1982-87 1987-92 1988-96	8AH1-32-280 H001-99-324 1391-99-322	61240048	




Steering & Suspension Front Mazda 626 (GE) (GF) (GW) SERIE

Model	Type	Position		Year	Oe Ref	Art No	
(GE)	Control arm	Left	Front Lower	1991-97	GA2A-34-350A GA2A-34-350 GA6B-34-350B	61240021	
(GE)	Control arm	Right	Front Lower	1991-97	GA2A-34-300A GA2A-34-300 GA6B-34-300B	61240022	
(GE) (GF) (GW)	Control arm	Left	Front Lower	1992-97 1998-02 1998-02	KA39-34-350A C145-34-300A	61240053	
(GE) (GF) (GW)	Control arm	Right	Front Lower	1992-97 1998-02 1998-02	KA39-34-300A	61240054	
(GF)	Control arm	Left	Front Lower	1998-02	GE4T-31-350C GE4T31350	61240001	
(GF)	Control arm	Right	Front Lower	1998-02	GE4T-31-300C GD7A34300A	61240002	
(GE) (GF) (GW)	Stabilizer link	Left	Front	1992-97 1997-02 1998-02	GA2A-34-170 GA2A-34-170 A	61240011	
(GE) (GF) (GW)	Stabilizer link	Right	Front	1992-97 1997-02 1998-02	GA2A-34-150 A GA2A-34-150	61240012	
(GE)	Tie rod end	L&R	Front	1991-97	8AH1-32-280 H001-99-324 1391-99-322	61240048	




Steering & Suspension Rear Mazda 626 (GE) (GF) (GW) SERIE

(GE)	Stabilizer link	L&R	Rear	1992-97	GA2C-28-170A GA2C-28-170B	65240040	
(GF) (GW)	Stabilizer link Length 230mm	L&R	Rear	1997-02 1998-02	GE4T-28-170	65240100	

Steering & Suspension Front Mazda 929 SERIE

Model	Type	Position		Year	Oe Ref	Art No	
(HB) (HC)	Control arm	Left	Front	1984-91	KA39-34-350A	61240053	
(HB) (HC)	Control arm	Right	Lower	1987-91	C145-34-300A		
(HB) (HC)	Control arm	Right	Front	1984-91	KA39-34-300A	61240054	
(HB) (HC)	Control arm	Right	Lower	1987-91			
(HC)	Ball Joint	L&R	Front Outer	1987-91	G030-99-356 GA6B-99-356 A M001-99-356 A GA6A-99-356	61240044	
(HB) (HC)	Tie rod end	L&R	Front	1982-87 1987-91	8AH1-32-280 H001-99-324 1391-99-322	61240048	

Steering & Suspension Front Mazda MPV SERIE							
Model	Type	Position		Year	Oe Ref	Art No	
(LV)	Track control arm	L&R	Front Lower	1995-99	LA01-34-300A	61240058	
(LW)	Control arm	Left	Front Lower	1999-02	KA39-34-350A C145-34-300A	61240053	
(LW)	Control arm	Right	Front Lower	1999-02	KA39-34-300A	61240054	
MPV	Stabilizer link 265mm	L&R	Front	1999-02	LC62-34-170 LC62-34-170B LC62-34-170A	61240090	
MPV	Stabilizer link	L&R	Front	2002	LC70-34-170	61240560	
Steering & Suspension Front Mazda Demio SERIE							
(DW)	Tie rod end	L&R	Front Outer	1998-00	8AB2-32-280 B455-32-280	61240028	
(DW)	Stabilizer link	L&R	Front	1998-00	EA03-34-170A EA0334170	61240110	

Steering & Suspension Front Mazda 6 SERIE							
Model	Type	Position		Year	Oe Ref	Art No	
(GG)(GY) (GG)(GY)	Track control arm Cone 18,5mm	L&R	Front Lower	2002 2005	GJ6A-34-300B GJ6A 34 300E GJ6A 34 300D	61243400	
(GG)(GY) (GG)(GY)	Track control arm Cone 19,5mm	Left	Rear Front axle Lower	2002 2005	GJ6A-34-J50C GJ6A 34 J50D GJ6A 34 J50B	61243395	
(GG)(GY) (GG)(GY)	Track control arm Cone 19,5mm	Right	Rear Front axle Lower	2002 2005	GJ6A-34-J00C GJ6A 34 J00D GJ6A 34 J00B	61243390	
(GG)(GY) (GG)(GY)	Stabilizer link	Left	Front	2002 2005	GJ6A-34-170A	61243030	
(GG)(GY) (GG)(GY)	Stabilizer link	Right	Front	2002 2005	GJ6A-34-150A	61243032	
(GG) (GH) (GY)	Stabilizer link	L&R	Rear	2002, 2005 02.2008 2002	GJ6A-28-170B GJ6A-28-170A	65243039	

Steering & Suspension Front Mazda MX-3 SERIE							
Model	Type	Position		Year	Oe Ref	Art No	
(EC)	Ball Joint	L&R	Front	1992-94	B01A-34-550 B01A-34-550 A BTDA-34-550	61240034	
(EC)	Ball joint	L&R	Front Outer	1994	B455-34-550 E016 34 550	61240026	
(EC)	Tie rod end	L&R	Front Outer	1991-94	8AB2-32-280 B455-32-280	61240028	
(EC)	Stabilizer link	L&R	Front	1991-94	EA03-34-170A EA0334170	61240110	
Steering & Suspension Front Mazda MX-5 SERIE							
(NB)	Stabilizer link	Left	Front	1998-05	GA2A-34-170 GA2A-34-170 A	61240011	
(NB)	Stabilizer link	Right	Front	1998-05	GA2A-34-150 A GA2A-34-150	61240012	
Steering & Suspension Front Mazda MX-6 SERIE							
(GE)	Control arm	Left	Front	1992-94	KA39-34-350A C145-34-300A	61240053	
(GE)	Control arm	Right	Front Lower	1992-94	KA39-34-300A	61240054	
(GE)	Stabilizer link	Left	Front	1992-94	GA2A-34-170 GA2A-34-170 A	61240011	
(GE)	Stabilizer link	Right	Front	1992-94	GA2A-34-150 A GA2A-34-150	61240012	
(GE)	Tie rod end	L&R	Front	1992	8AH1-32-280 H001-99-324 1391-99-322	61240048	

Steering & Suspension Front Mazda Xedos SERIE							
Model	Type	Position		Year	Oe Ref	Art No	
(CA)	Control arm	Left	Front	1992-94	GE4T-31-350C	61240001	
(CA)	Control arm	Right	Lower Front Lower	1992-94	GE4T31350 GE4T-31-300C GD7A34300A	61240002	
(CA)	Stabilizer link	Left	Front	1992-94	GA2A-34-170	61240011	
(CA)	Stabilizer link	Right	Front	1992-94	GA2A-34-170 A GA2A-34-150 A GA2A-34-150	61240012	
Steering & Suspension Front Mazda Tribute SERIE							
(EP)	Control arm	Left	Front	2000	KA39-34-350A	61240053	
(EP)	Control arm	Right	Lower Front Lower	2000	C145-34-300A KA39-34-300A	61240054	
(EP)	Control arm	Left	Front	2000	EC01-34-350J	61240333	
(EP)			Lower	2004	E112-34-350C		
(EP)	Control arm	Right	Front	2000	EC01-34-350H EC01-34-300J	61240334	
(EP)			Lower	2004	EC01-34-300F EC01-34-300G		

Steering & Suspension Front Mazda Premacy SERIE							
Model	Type	Position		Year	Oe Ref	Art No	
(CP)	Control arm	Left	Front	1999-01	KA39-34-350A	61240053	
(CP)	Control arm	Right	Lower Front Lower	1999-01	C145-34-300A KA39-34-300A	61240054	
(CP)	Ball Joint	L&R	Front Outer	1999-01	G030-99-356 GA6B-99-356 A M001-99-356 A GA6A-99-356	61240044	
(CP)	Stabilizer link 190mm	L&R	Front	1999-00	B26R-34-170	61240070	
(CP)	Stabilizer link 265mm	L&R	Front	1999-01	LC62-34-170 LC62-34-170B LC62-34-170A	61240090	
Steering & Suspension Rear Mazda Premacy SERIE							
(CP)	Stabilizer link	L&R	Rear	1999-00	B26R-28-170	65240080	
(CP)	Stabilizer link	L&R	Rear axle	2000-01	B30H-28-170B	61243033	